

Meal Register Console

This form Adds, Edits and Deletes entries made to the Meal Register Console table.



Enter Meal Item(s) : User: Administrator Date: Thursday, April 26, 2018

Item #	Description	Price	Quantity	Ext. Price	Qty+	Qty-	Remove
CKC	CAKE C	\$150.00	1	\$150.00	+	-	Remove
▶ SND	SNACK D	\$140.00	1	\$140.00	+	-	Remove
SP3	SOUP LARGE	\$250.00	1	\$250.00	+	-	Remove
BKF01	BREAKFAST	\$150.00	1	\$150.00	+	-	Remove
ML1	MEAL MEDIUM	\$400.00	1	\$400.00	+	-	Remove

Authorised Employee Profiles

Branch
 Department
 Job Title



Available Allowance

\$39,225.00

Meal Total

\$1,090.00

Balance After Order

\$38,135.00

Balance Payable

\$0.00

Print Receipt?

NOTES

History

Cancel Order [F9]

\$ Save & Print Bill [F12]

Close

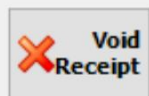
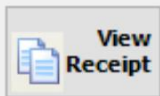
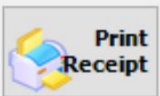
Meal Register History

This form Adds, Edits and Deletes entries made to the Meal Register History table.



Trans#	Employee	Charge Date	Charge Total	Allow. Available	Allow. Balance	Balance Paid	Notes	Cashier
05041814_12368...	ADAMS, PATRICK - 340	04/05/2018	\$400.00	\$12,710.00	\$12,310.00	\$0.00		carleen2
05041857_12368...	ADAMS, PATRICK - 340	04/05/2018	\$1,580.00	\$14,290.00	\$12,710.00	\$0.00		carleen2
05041853_12368...	ALLEN, MARIONA - 753	04/05/2018	\$510.00	\$8,960.00	\$8,450.00	\$0.00		carleen2
05041855_12368...	ALLEN, NATONIA - 558	04/05/2018	\$280.00	\$11,940.96	\$11,660.96	\$0.00		carleen2
05041810_12368...	ALLEN, NATONIA - 558	04/05/2018	\$150.00	\$12,090.96	\$11,940.96	\$0.00		carleen2
05041848_12368...	BEEPLT, SHACONE - 439	04/05/2018	\$1,600.00	\$18,350.00	\$16,750.00	\$0.00		carleen2
05041815_12368...	BEEPLT, ONELLA - 796	04/05/2018	\$400.00	\$10,658.00	\$10,258.00	\$0.00		carleen2
05041848_12368...	BEEPLT, STACEY - 321	04/05/2018	\$380.00	\$11,390.00	\$11,010.00	\$0.00		carleen2
05041835_12368...	BEEPLT, STACEY - 321	04/05/2018	\$560.00	\$11,950.00	\$11,390.00	\$0.00		carleen2
05041803_12368...	BEEPLT, TIFFANY - 698	04/05/2018	\$150.00	\$19,930.00	\$19,780.00	\$0.00		carleen2

Period Start **05-Apr-2018**
 Period End **05-Apr-2018**



File Scheduling Edit View Time Management Tools & Options Terminal Management Payroll Center Meal Management Reports Navigation Window Help

First Previous 0 of 1 Next Last New Duplicate Edit Save Cancel Delete Cut Copy Paste Page Size

Get Time Data Manage Users Employees Shifts Setup View Timesheet Override Times

>> Show Sidebar

Active Menus

- << Go Back >>
- Employee Listing
- Work Team
- Assign Employee T...
- Departments
- Department Sectio...
- Regions
- Countries
- Locations
- Branches
- Job Titles
- Employee Types

Meal Register Console

Meal Register Console
This form Adds, Edits and Deletes entries made to the Meal Register Console table.

Enter Meal Item(s):

Item #	Description	Price	Qty
CKC	CAKE C		
SND	SNACK D		
SP3	SOUP LARGE	\$250.00	1
BKF01	BREAKFAST	\$150.00	1
ML1	MEAL MEDIUM	\$400.00	1

Meal Configuration

- Product Item List
- Product Category
- Holidays
- Meal Allowances
- Meal Rules Setup

Available Allowance **\$39,225.00** Meal Total **\$1,090.00**

Balance After Order **\$38,135.00** Balance Payable **\$0.00**

Print Receipt?

History Cancel Order [F9] Save & Print Bill [F12] Close

Branch Department Job Title

Refresh...

NOTES

Meal Register Log

MEAL STATUS : Un-Served [1] Served [0]

This form Adds, Edits and Deletes entries made to the Meal Register Log table.

Refresh Employee Scan List Confirm serving of each employee before removing from list? Sort by Name Sort by Time

DATE: 26-Apr-2018

Photo	Employee	Time In	Served
	010 BURKE, [REDACTED]	10:51 AM	Served

SMART TECHNOLOGIES JAMAICA

Allowance Update History by Period Detail

Mon, January 1, 18 to Wed, January 31, 18

Allowance Description	Updated By	Recharge Date	Expiry Date	Number of Employees	Total Allowance Before Recharge	Total Allowance Recharged	Recharge Balance
STANDARD ALLOWANCE	gprendergast	1/1/2018	1/31/2018	155	\$935,296.06	\$1,875,500.00	2,810,796.06
First Name	Last Name	Job Title			Previous Balance	Amount Updated	Balance
ACCOUNTS				6	\$20,175.00	\$72,600.00	92,775.00
Charmaine	Diviney	GENERAL STAFF			1,260.00	12,100.00	13,360.00
Craig	Gibbs	GENERAL STAFF			360.00	12,100.00	12,460.00
Cecilia	Johnson	GENERAL STAFF			260.00	12,100.00	12,360.00
Tamekia	Harrison	GENERAL STAFF			10.00	12,100.00	12,110.00
Opal	Pinnock	GENERAL STAFF			15,205.00	12,100.00	27,305.00
Ann-Marie	Thomas	GENERAL STAFF			3,080.00	12,100.00	15,180.00
ADMINISTRATION				9	\$15,819.00	\$108,900.00	124,719.00
Everton	Diviney	GENERAL STAFF			3,290.00	12,100.00	15,390.00
Ricardo	Ellis	GENERAL STAFF			0.00	12,100.00	12,100.00
Gregory	Gordon	GENERAL STAFF			150.00	12,100.00	12,250.00
Gwendolyn	Parague	GENERAL STAFF			563.00	12,100.00	12,663.00
Roland	Townsend Stewart	GENERAL STAFF			10.00	12,100.00	12,110.00
Ricardo	Williams	GENERAL STAFF			1,860.00	12,100.00	13,960.00
Dovega	Young	GENERAL STAFF			9,866.00	12,100.00	21,966.00
Rose	Zadie	GENERAL STAFF			0.00	12,100.00	12,100.00
David	Zadie	GENERAL STAFF			80.00	12,100.00	12,180.00
David	Zadie	GENERAL STAFF			(80.00)	(12,100.00)	-12,180.00
David	Zadie	GENERAL STAFF			80.00	12,100.00	12,180.00
ADMINISTRATION				1	\$5,170.00	\$12,100.00	17,270.00
Andrea	Ten-Hue	GENERAL STAFF			5,170.00	12,100.00	17,270.00
ADMINISTRATION				4	\$37,000.00	\$48,400.00	85,400.00
Khadene	Beeput	GENERAL STAFF			19,260.00	12,100.00	31,360.00

SMART TECHNOLOGIES JAMAICA

Meal Tally by Break Time Employee Summary

Mon, November 6, 17 to Sat, November 11, 17

Employee Name	BREAKFAST Ends 11AM	LUNCH Ends 3PM	SUPPER > 3PM	Punch Count
RFS				24,973
ABDUS-SAMI, MUNTASIR INTEL-110811	14	4	12	30
ADAMS, SANDRA -110813	<i>BULK ROOM : BULK RM SECTION 1</i>	0	4	4
ANDERSON-0, KYMEKA-C071	18	41	53	112
ANDERSON-G, MELISSA-C022	64	160	179	403
ASHBOURNE, EZRA-M001	8	1	6	15
BARRANT, GLENROY-W020	131	1	132	264
BATTEN, WINDSOME-A019	22	130	156	308
BECKFORD, ODELL-C016	58	91	143	292
BELL, COLZEN ANTOINETTE-A006	23	4	34	61
BENNETTE, TRUDY-A013	130	10	138	278
BERTRAM-SMOLEY, ROSE-W011	8	6	19	33
BINNS, SARANTHA-A013	130	9	146	285
BLAKE, JOAN-C018	47	111	156	314
BODDEN, ZINDZI-C018	14	20	40	74
BOLTON, DAMON-C048	67	96	161	324
BROOKS, BERNADINE-W007	120	0	123	243
BROWN, DANIEL-C023	39	121	157	317
BROWN, TERENCE-C059	42	100	150	292
BUCKLEY, SHANTRA SHARPELLA-A009	135	5	148	288

SMART TECHNOLOGIES JAMAICA

Meal Tally by Break Time Team Summary

Mon, November 4, 12 to Sat, November 4, 17

Employee Name	Day #	Work Date	BREAKFAST Ends 11AM	LUNCH Ends 3PM	SUPPER > 3PM	Punch Count
FPOT						64
RFS						24,973
SFM						327
Total Punches						25,364

Entry Date	Name or Description	Type Of Meal	No. Of Meals	Approve By
07-Jul-2013	Executive Meeting Presenters	LUNCH	5	admin
Total Number of Other Meals			5	

SMART TECHNOLOGIES JAMAICA

Allowance Update History by Period

The Report is 2766 Rows. December 31, 2017

Allowance Description	Updated By	Recharge Date	Expiry Date	Number of Employees	Total Allowance Before Recharge	Total Allowance Recharged	Recharge Balance
STANDARD ALLOWANCE	gprince	8/1/2017	8/31/2017	1	\$3,460.00	\$1,650.00	\$5,110.00
STANDARD ALLOWANCE	gprince	8/1/2017	8/31/2017	276	\$1,069,387.06	\$1,963,500.00	\$3,032,887.06
STANDARD ALLOWANCE	gprince	8/28/2017	8/28/2017	1	\$-590.00	\$590.00	\$0.00
STANDARD ALLOWANCE	gprince	8/15/2017	8/15/2017	1	\$17,070.00	\$0.00	\$17,070.00
STANDARD ALLOWANCE	gprince	8/1/2017	8/30/2017	267	\$1,018,262.06	\$1,813,350.00	\$2,831,612.06
STANDARD ALLOWANCE	gprince	8/1/2017	8/1/2017	8	\$22,900.00	\$-18,270.00	\$4,630.00
STANDARD ALLOWANCE	gprince	8/25/2017	8/25/2017	1	\$11,550.00	\$2,750.00	\$14,300.00
STANDARD ALLOWANCE	gprince	8/27/2017	8/27/2017	28	\$251,951.00	\$-251,951.00	\$0.00
STANDARD ALLOWANCE	gprince	8/1/2017	8/31/2017	267	\$1,078,077.06	\$1,928,850.00	\$3,006,927.06
STANDARD ALLOWANCE	gprince	8/1/2017	8/1/2017	1	\$18,370.00	\$-5,500.00	\$12,870.00
STANDARD ALLOWANCE	gprince	8/18/2017	8/18/2017	1	\$41,797.00	\$-41,797.00	\$0.00
STANDARD ALLOWANCE	gprince	11/1/2017	11/30/2017	266	\$1,057,322.06	\$1,936,000.00	\$2,993,322.06
STANDARD ALLOWANCE	gprince	11/1/2017	11/30/2017	1	\$10,550.00	\$15,400.00	\$25,950.00
STANDARD ALLOWANCE	gprince	11/14/2017	11/30/2017	1	\$0.00	\$7,150.00	\$7,150.00
STANDARD ALLOWANCE	gprince	11/27/2017	11/27/2017	28	\$346,298.00	\$-342,428.00	\$3,870.00
STANDARD ALLOWANCE	gprince	11/1/2017	11/30/2017	1	\$2,860.00	\$20,900.00	\$23,760.00
STANDARD ALLOWANCE	gprince	11/1/2017	11/30/2017	266	\$906,032.06	\$1,619,750.00	\$2,525,782.06
STANDARD ALLOWANCE	gprince	11/1/2017	1/31/2018	1	\$0.00	\$20,350.00	\$20,350.00
Grand Total for Period					\$5,855,296.30	\$8,670,294.00	\$20,350.00

SMART TECHNOLOGIES JAMAICA

Meal Purchase Analysis by Value



Category	Meal Item Description	Total Purchased	Total Cost	Total Value
MISCELLANEOUS				
	MISC CHARGE	1273	\$738,143.00	755,223.00
	MISC ITEM	1485	\$195,980.00	217,440.00
	LUNCH BOX SMALL	449	\$8,000.00	8,940.00
	LUNCH BOX LARGE	195	\$5,310.00	5,850.00
	<i>TOTAL MISCELLANEOUS</i>	<u>3402</u>	<u>\$947,433.00</u>	<u>987,453.00</u>
MEALS				
	MEAL MEDIUM	1456	\$522,800.00	580,000.00
	MEAL LARGE	106	\$53,000.00	56,180.00
	<i>TOTAL MEALS</i>	<u>1562</u>	<u>\$575,800.00</u>	<u>636,180.00</u>
BREAKFAST				
	BREAKFAST	534	\$72,750.00	79,350.00
	<i>TOTAL BREAKFAST</i>	<u>534</u>	<u>\$72,750.00</u>	<u>79,350.00</u>
SOUPS				
	SOUP CUP	270	\$20,480.00	21,600.00
	SOUP SMALL	90	\$9,000.00	9,000.00
	SOUP MEDIUM	49	\$8,640.00	8,820.00
	SOUP LARGE	19	\$4,750.00	4,750.00
	<i>TOTAL SOUPS</i>	<u>428</u>	<u>\$42,870.00</u>	<u>44,170.00</u>
SANDWICHES				
	SANDWICH A	110	\$18,720.00	19,800.00
	SANDWICH B	33	\$6,200.00	6,600.00
	SANDWICH C	5	\$1,150.00	1,150.00
	<i>TOTAL SANDWICHES</i>	<u>148</u>	<u>\$26,070.00</u>	<u>27,550.00</u>
DRINKS				
	DRINK F	62	\$9,520.00	10,540.00
	DRINK B	28	\$3,240.00	3,360.00
	<i>TOTAL DRINKS</i>	<u>90</u>	<u>\$12,760.00</u>	<u>13,900.00</u>
SNACKS				
	SNACK B	14	\$700.00	980.00
	SNACK D	5	\$700.00	700.00
	SNACK C	1	\$80.00	80.00
	<i>TOTAL SNACKS</i>	<u>20</u>	<u>\$1,480.00</u>	<u>1,760.00</u>
Grand Total		<u>6184</u>	<u>\$1,679,163.00</u>	<u>1,790,363.00</u>

SMART TECHNOLOGIES JAMAICA

Meal Charge Totals by Date

From: January 1, 2018 To: 31, 2018



Department	Number of Employees	Total Charges	Total Allowance Before Charge	Total Allowance After Charge
ACCOUNTS	6	72,355.00	72,600.00	245.00
ADMINISTRATION	9	103,310.00	108,900.00	5,590.00
ADP	2	20,500.00	20,900.00	400.00
BRIDGE UNIT	4	44,870.00	48,400.00	3,530.00
CALL CENTRE	10	116,960.00	121,000.00	4,040.00
CEO	2	19,570.00	24,200.00	4,630.00
CLERKS	20	326,120.00	350,900.00	24,780.00
CREDIT	6	73,355.00	72,600.00	-755.00
CUP	7	79,040.00	84,700.00	5,660.00
CUSTOMER SERVICE	6	68,520.00	72,600.00	4,080.00
GROUP OFFICE	2	22,385.00	24,200.00	1,815.00
HUMAN RESOURCES	4	47,490.00	48,400.00	910.00
IT	9	99,920.00	108,900.00	8,980.00
LEGAL	6	76,450.00	96,800.00	20,350.00
MANAGEMENT INFORMATION	4	60,600.00	48,400.00	-12,200.00
MANAGER	7	78,090.00	84,700.00	6,610.00
MARKETING	4	41,743.00	48,400.00	6,657.00
NETUR	4	36,670.00	48,400.00	11,730.00
NON-NETUR	6	63,550.00	72,600.00	9,050.00
REINSURANCE	1	12,100.00	12,100.00	0.00
RECORDS MANAGEMENT	20	326,765.00	529,100.00	202,335.00
Grand Total	120	1,790,363.00	3,174,600.00	1,384,237.00

SMART TECHNOLOGIES JAMAICA

Employees Allowance Balance by Department

Emp. #	Last Name	First Name	Middle Name	Job Title	Allowance Balance	Last Updated	Amt. Updated	Expires On	Last Used On
HEAD OFFICE [259]					\$1,928,097.06		\$1,449,074.00		
MANAGER [14]					\$88,440.00		\$103,270.00		
101	Brown	Trudi		GENERAL STAFF	\$0.00	27-Sep-2017	-5,610.00	27-Sep-2017	18-Aug-2014
102	Brown	Trudi		GENERAL STAFF	\$0.00	01-Jun-2017	9,350.00	23-Jun-2017	11-Jul-2017
103	Brown	Trudi		GENERAL STAFF	\$0.00	04-Sep-2013	8,550.00	30-Sep-2013	30-Sep-2013
104	Brown	Trudi		GENERAL STAFF	\$6,770.00	01-Apr-2018	11,000.00	30-Apr-2018	18-Apr-2018
105	Brown	Trudi		GENERAL STAFF	\$0.00	27-Sep-2017	-5,070.00	27-Sep-2017	02-Oct-2013
106	Brown	Trudi		GENERAL STAFF	\$465.00	01-Apr-2018	11,000.00	30-Apr-2018	19-Apr-2018
107	Brown	Trudi		GENERAL STAFF	\$5,912.00	01-Apr-2018	11,000.00	30-Apr-2018	20-Apr-2018
108	Brown	Trudi		GENERAL STAFF	\$5,833.00	01-Apr-2018	11,000.00	30-Apr-2018	19-Apr-2018
109	Brown	Trudi		GENERAL STAFF	\$22,120.00	01-Apr-2018	11,000.00	30-Apr-2018	19-Apr-2018
1100	Brown	Trudi		GENERAL STAFF	\$0.00	01-Apr-2016	10,500.00	30-Apr-2016	19-Aug-2016
MARKETING [6]					\$13,942.00		\$27,615.00		
101	Brown	Trudi		GENERAL STAFF	\$0.00	27-Sep-2017	-110.00	27-Sep-2017	31-Oct-2013
102	Brown	Trudi		GENERAL STAFF	\$0.00	01-Mar-2018	11,550.00	31-Mar-2018	05-Mar-2018
1100	Brown	Trudi		GENERAL STAFF	\$6,770.00	01-Apr-2018	11,000.00	30-Apr-2018	19-Apr-2018
Int13	Simpson	Trudi-Ann		GENERAL STAFF	\$0.00	07-Sep-2017	-4,190.00	07-Sep-2017	04-Aug-2017
101	Brown	Trudi		GENERAL STAFF	\$0.00	12-Apr-2018	-1,635.00	12-Apr-2018	06-Apr-2018
102	Brown	Trudi		GENERAL STAFF	\$7,172.00	01-Apr-2018	11,000.00	30-Apr-2018	19-Apr-2018
RECEPTION [8]					\$90,941.00		\$53,900.00		
101	Brown	Trudi		GENERAL STAFF	\$2,241.00	01-Apr-2018	11,000.00	30-Apr-2018	19-Apr-2018
102	Brown	Trudi		GENERAL STAFF	\$61,200.00	01-Apr-2018	11,000.00	30-Apr-2018	19-Apr-2018
103	Brown	Trudi		GENERAL STAFF	\$0.00	01-Oct-2013	9,900.00	31-Oct-2013	11-Oct-2013
104	Brown	Trudi		GENERAL STAFF	\$18,200.00	01-Apr-2018	11,000.00	30-Apr-2018	19-Apr-2018
105	Brown	Trudi		GENERAL STAFF	\$9,300.00	01-Apr-2018	11,000.00	30-Apr-2018	18-Apr-2018
NON-RECEPTION [12]					\$74,865.00		\$25,165.00		
101	Brown	Trudi		GENERAL STAFF	\$6,920.00	01-Apr-2018	11,000.00	30-Apr-2018	20-Apr-2018
102	Brown	Trudi		GENERAL STAFF	\$18,415.00	01-Apr-2018	11,000.00	30-Apr-2018	13-Apr-2018
103	Brown	Trudi		GENERAL STAFF	\$0.00	27-Nov-2017	-25,310.00	27-Nov-2017	28-Jul-2017
104	Brown	Trudi		GENERAL STAFF	\$0.00	07-Sep-2017	-1,710.00	07-Sep-2017	31-Aug-2017
105	Brown	Trudi		GENERAL STAFF	\$0.00	27-Nov-2017	0.00	27-Nov-2017	28-Jul-2017
106	Brown	Trudi		GENERAL STAFF	\$0.00	27-Nov-2017	-24,690.00	27-Nov-2017	28-Jul-2017

SMART TECHNOLOGIES JAMAICA

Meal Tally by Break Time Detail

Employee Name	Day #	Work Date	BREAKFAST Ends 11AM	LUNCH Ends 3PM	SUPPER > 3PM	Punch Count
MEAL BENEFIT STAFF (ACTIVE)						3,059
	1	02-Jan-2018		1:44 PM		1
	2	03-Jan-2018		2:03 PM		1
	3	08-Jan-2018		11:51 AM		1
	4	09-Jan-2018		1:02 PM		1
	5	10-Jan-2018	10:35 AM			1
	6	11-Jan-2018	10:15 AM			1
	7	17-Jan-2018	10:23 AM			1
			3	4	0	7
	1	02-Jan-2018	7:52 AM	11:45 AM		2
	2	03-Jan-2018	7:53 AM	11:49 AM		2
	3	04-Jan-2018	7:51 AM			1
	4	05-Jan-2018	7:50 AM	11:54 AM		2
	5	09-Jan-2018	7:50 AM	11:54 AM		2
	6	10-Jan-2018	7:29 AM	12:32 PM		3
	7	11-Jan-2018		1:11 PM		
	8	12-Jan-2018		12:30 PM		1
	9	15-Jan-2018	8:00 AM	12:13 PM		1
	10	16-Jan-2018	8:00 AM	11:45 AM		2
	11	23-Jan-2018	8:00 AM	11:58 AM		2
	12	23-Jan-2018	7:53 AM	11:57 AM		2
	13	24-Jan-2018	7:49 AM			1
	14	26-Jan-2018	7:51 AM			1
	15	29-Jan-2018	8:04 AM			1
				12:18 PM		1
			12	12	0	24
	1	02-Jan-2018	7:38 AM	12:17 PM		2
	2	03-Jan-2018	7:41 AM	12:19 PM		2
	3	04-Jan-2018	7:45 AM	12:05 PM		2
	4	05-Jan-2018	7:48 AM			1
	5	08-Jan-2018	7:09 AM	11:48 AM		2
	6	09-Jan-2018		12:22 PM		1
	7	11-Jan-2018	7:58 AM	11:55 AM		2
	8	16-Jan-2018	8:03 AM	11:43 AM		3
				1:44 PM		
	9	17-Jan-2018	8:02 AM	12:02 PM		2
	10	18-Jan-2018	8:01 AM	11:49 AM		3
				1:51 PM		

SMART TECHNOLOGIES JAMAICA

Meal Cash Balance Total by Date

From, January 1, 2018 To, January 31, 18

Department	Company Charge	Total Cash Payment	Grand Total
ACCOUNTS	72,355.00	\$0.00	72,355.00
ADMINISTRATION	103,310.00	\$0.00	103,310.00
HR	20,500.00	\$0.00	20,500.00
BRIDGE UNIT	44,870.00	\$0.00	44,870.00
CALL CENTRE	116,960.00	\$0.00	116,960.00
CEO	19,570.00	\$0.00	19,570.00
CLERK	326,120.00	\$0.00	326,120.00
CREDIT	73,355.00	\$0.00	73,355.00
CUP	79,040.00	\$0.00	79,040.00
CUSTOMER SERVICE	68,520.00	\$0.00	68,520.00
GROUP OFFICE	22,385.00	\$0.00	22,385.00
HUMAN RESOURCES	47,490.00	\$0.00	47,490.00
IT	99,920.00	\$0.00	99,920.00
LEGAL	76,450.00	\$0.00	76,450.00
MANAGEMENT INFORMATION	60,600.00	\$0.00	60,600.00
MANAGER	78,090.00	\$0.00	78,090.00
MARKETING	41,743.00	\$0.00	41,743.00
NETCOM	36,670.00	\$0.00	36,670.00
NEW NETCOM	63,550.00	\$0.00	63,550.00
RECYCLANCE	12,100.00	\$0.00	12,100.00
RECORDS MANAGEMENT	326,765.00	\$0.00	326,765.00
Grand Total	1,790,363.00	\$0.00	1,790,363.00

SMART TECHNOLOGIES JAMAICA

Employees Allowance Balance by Department

Emp. #	Last Name	First Name	Middle Name	Job Title	Allowance Balance	Last Updated	Amt. Updated	Expires On	Last Used On		
HEAD OFFICE [159]					80,470.00		12,100.00				
ACCOUNTS [6]					18,575.00		11,000.00				
258	Smith	Greg		GENERAL STAFF	\$6,080.00	01-Apr-2018	11,000.00	30-Apr-2018	19-Apr-2018		
					Date of Entry	System User	Voided?	Balance Before	Ref. Date	Adj. Amount	Expiry Date
					01/2018 1:02:26PM	gwendolyn	No	360.00	01-Jan-2018	12,100.00	31-Jan-2018
258	Smith	Greg		GENERAL STAFF	\$18,575.00	01-Apr-2018	11,000.00	30-Apr-2018	19-Apr-2018		
					Date of Entry	System User	Voided?	Balance Before	Ref. Date	Adj. Amount	Expiry Date
					01/2018 1:02:48PM	gwendolyn	No	15,205.00	01-Jan-2018	12,100.00	31-Jan-2018
527	Thomas	Ann Marie		GENERAL STAFF	\$3,880.00	01-Apr-2018	11,000.00	30-Apr-2018	19-Apr-2018		
					Date of Entry	System User	Voided?	Balance Before	Ref. Date	Adj. Amount	Expiry Date
					01/2018 1:02:51PM	gwendolyn	No	3,080.00	01-Jan-2018	12,100.00	31-Jan-2018
62	Thomas	Carole		GENERAL STAFF	\$5,175.00	01-Apr-2018	11,000.00	30-Apr-2018	20-Apr-2018		
					Date of Entry	System User	Voided?	Balance Before	Ref. Date	Adj. Amount	Expiry Date
					01/2018 1:02:55PM	gwendolyn	No	260.00	01-Jan-2018	12,100.00	31-Jan-2018
528	Thomas	Charlene		GENERAL STAFF	\$3,740.00	01-Apr-2018	11,000.00	30-Apr-2018	19-Apr-2018		
					Date of Entry	System User	Voided?	Balance Before	Ref. Date	Adj. Amount	Expiry Date
					01/2018 1:03:03PM	gwendolyn	No	1,260.00	01-Jan-2018	12,100.00	31-Jan-2018
529	Thomas	Carole		GENERAL STAFF	\$7,080.00	01-Apr-2018	11,000.00	30-Apr-2018	19-Apr-2018		



SMART TECHNOLOGIES JAMAICA

Meal Purchase Analysis by Quantity

From: January 1, 2018 To: March 31, 2018

Category	Meal Item Description	Total Purchased	Total Cost	Total Value
MISCELLANEOUS				
	MISC ITEM	1485	\$195,980.00	\$217,440.00
	MISC CHARGE	1273	\$738,143.00	\$755,223.00
	LUNCH BOX SMALL	449	\$8,000.00	\$8,940.00
	LUNCH BOX LARGE	195	\$5,310.00	\$5,850.00
	<i>TOTAL MISCELLANEOUS</i>	<u>3402</u>	<u>\$947,433.00</u>	<u>\$987,453.00</u>
MEALS				
	MEAL MEDIUM	1456	\$522,800.00	\$580,000.00
	MEAL LARGE	106	\$53,000.00	\$56,180.00
	<i>TOTAL MEALS</i>	<u>1562</u>	<u>\$575,800.00</u>	<u>\$636,180.00</u>
BREAKFAST				
	BREAKFAST	534	\$72,750.00	\$79,350.00
	<i>TOTAL BREAKFAST</i>	<u>534</u>	<u>\$72,750.00</u>	<u>\$79,350.00</u>
SOUPS				
	SOUP CUP	270	\$20,480.00	\$21,600.00
	SOUP SMALL	90	\$9,000.00	\$9,000.00
	SOUP MEDIUM	49	\$8,640.00	\$8,820.00
	SOUP LARGE	19	\$4,750.00	\$4,750.00
	<i>TOTAL SOUPS</i>	<u>428</u>	<u>\$42,870.00</u>	<u>\$44,170.00</u>
SANDWICHES				
	SANDWICH A	110	\$18,720.00	\$19,800.00
	SANDWICH B	33	\$6,200.00	\$6,600.00
	SANDWICH C	5	\$1,150.00	\$1,150.00

05-Apr-18

Meal Receipt

10:35 AM

SMART TECHNOLOGIES JAMAICA



1	MISC ITEM	100.00
1	MISC ITEM	160.00
2	BREAKFAST	300.00

Charge # 05041835_12368547

Meal Total \$560.00

Allowance \$11,950.00

Allowance Balance \$11,390.00

Balance Payable \$0.00